



latexco[®]
latex foam bedding products

NEW CONCEPTS 2015




ECLIPS




NEW CONCEPTS 2015
ECLIPS

GO



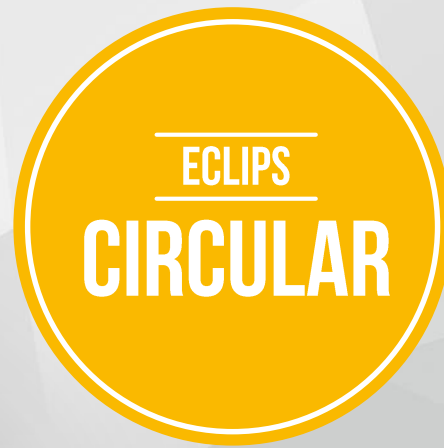

GREAT COMFORT IN 7 AREA'S

EXTRA CENTRAL ZONE




ROUNDED MODERN DESIGN

SMOOTH SURFACES



CIRCULAR PATTERN
COMBINED WITH HORIZONTAL ZONE'S



ECLIPS
AIRFLOW

CONNECTED CHANNELS

OPTIMIZED AIRFLOW



ECLIPS
**TECHNICAL
DETAILS**

AVAILABLE ON: 200*90*18

DENSITY: SOFT 70 — MEDIUM 75 — FIRM 80

FIRMNESS: SOFT 2.6 — MEDIUM 3.4 — FIRM 4.3 KPA

MIXTURE: 100% NATURAL LATEX